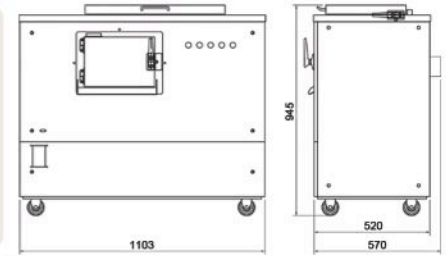


SPECIFICATIONS

CLO 10



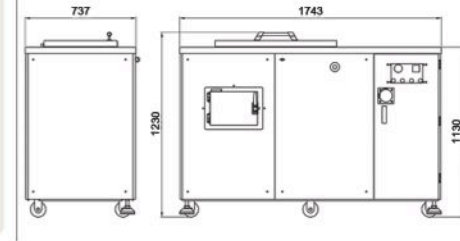
Capacity/day : 20 kg
 Electricity usage /month : 500kWh (maximum)
 Electricity requirements : AC 240V
 Power rating : 50 Hz, 1.4 kW, 6.8 amps/single-phase
 Overall footprint (mm) : 1112(w) x 529(d) x 945(h)
 Overall dry weight : 220 kg



CLO 30



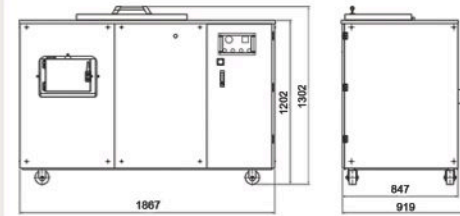
Capacity/day : 60 kg
 Electricity usage /month : 1100kWh (maximum)
 Electricity requirements : AC 3 phase, 20 amp, 5 pin
 Power rating : 415V, 50Hz, 3.2kW, 4.9 amps/phase
 Overall footprint (mm) : 1743(w) x 737(d) x 1230(h)
 Overall dry weight : 735 kg



CLO 50



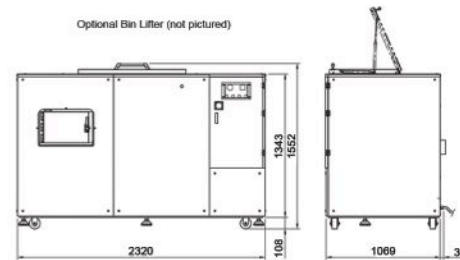
Capacity/day : 100 kg
 Electricity usage/month : 1700kWh (maximum)
 Electricity requirements : AC 3 phase, 20 amp, 5 pin
 Power rating : 415V, 50Hz, 5kW, 7.6 amps/phase
 Overall footprint (mm) : 1867(w) x 920(d) x 1302(h)
 Overall dry weight : 990 kg



CLO 100



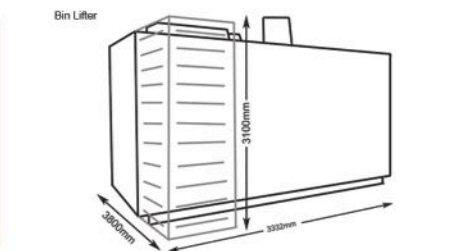
Capacity/day : 200 kg
 Electricity usage/month : 3500kWh (maximum)
 Electricity requirements : AC 3 phase, 32 amp, 5 pin
 Power rating : 415V, 50Hz, 11.2kW, 17 amps/phase
 Overall footprint (mm) : 2320(w) x 1185(d) x 1552(h)
 Overall dry weight : 1630 kg



CLO 300



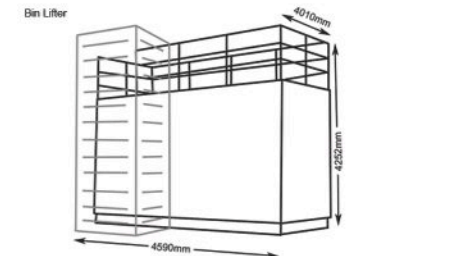
Capacity/day : 600 kg
 Electricity usage/month : 6000kWh (maximum)
 Electricity requirements : AC 3 phase, hard wired
 Power rating : 415V, 50Hz, 24.7kW, 61 amps/phase
 Overall footprint (mm) : 3332(w) x 3800(d) x 3100(h) inc. lifter
 Overall dry weight : 3250 kg



CLO 500



Capacity/day : 1000 kg
 Electricity usage/month : 12000kWh (maximum)
 Electricity requirements : AC 3 phase, hard wired
 Power rating : 415V, 50Hz, 50.8kW, 77.1 amps/ph
 Overall footprint (mm) : 4590(w) x 4010(d) x 4252(h) inc. lifter
 Overall dry weight : 6900 kg



KEEP ME IN THE LOOP...

Find out how Closed Loop can help your business achieve significant environmental and financial benefits.

Capacities may vary widely dependant upon food waste types and frequencies.
 Full specifications provided prior to installation.

Melbourne: 1/40 Albert Road
 South Melbourne, VIC, 3205
 T: 03 9684 4600 F: 03 9684 4699

Sydney: 203/50 Marshall Street
 Surry Hills, NSW, 2010
 T: 02 9339 9800 F: 02 9331 0537

www.closedloop.com.au
 info@closedloop.com.au